



The Machine is Light-Weight and Portable

This portable, lightweight machine is easy to transport and can be carried wherever you desire.

Needles

The machine is supplied with HA-type needles, the identical type used with home sewing machines and home sergers. This type of needle cannot be attached incorrectly.

Industrial Machine Engineering

The arm and bed of the TL-2010Q are constructed of aluminum die-casting. This tough body lowers vibration while sewing and ensures high quality stitching. Since the TL-2010Q has many industrial sewing machine features, it is possible to attach several types of industrial presser feet. (For more details, please contact the dealer near you.)

Larger Work Area

The machine has a wider handling area than a conventional sewing machine adding space to maneuver large size materials or rolls of quilting fabric. An auxiliary table is supplied for extending the work area for quilting and larger sewing projects.



Standard Accessory Parts



SPECIFICATIONS

Item	Specifications
Sewing Speed	Max.1,500r.p.m
Stitch Length	Max.6mm
Lift of the presser foot	By lever Max.9mm, by knee lifter Max.12mm
Needle	HA x 1 (130/705H) #7~#18 (HLx5#9~#16)
Dimensions	452 (W) x 350 (H) x 219 (D) (mm)
Weight (machine only)	11.5Kg/25.4Lb
Rated voltage / power consumption	120V/1.4A, 100W
Auxiliary table (dimensions)	590 x 335(mm)
Hook	Horizontal-axis full-rotary hook

TL-2010Q

1-NEEDLE, LOCKSTITCH,
PORTABLE SEWING MACHINE
WITH AUTOMATIC THREAD TRIMMER FOR QUILTING,
TAILORING, APPAREL AND HOME DECOR



Safety Instruction

To ensure proper and safe use of the machine, be sure to carefully read the "Instruction Manual" before operating the unit.



JUKI CORPORATION
2-11-1 TSURUMAKI,
TAMA-SHI, TOKYO 206-8551
TEL:81-42-357-2341 FAX:81-42-357-2345
http://www.juki.co.jp

JUKI AMERICA, INC.
8500 N.W. 17TH STREET SUITE 100,
DORAL, FL 33126, U.S.A.
TEL:1-305-594-0059 FAX:1-305-594-0720
http://www.juki.com
E-mail:home@juki.com



NEW

Foot Controller with thread trimming function

It is possible to automatically trim both needle and bobbin threads by pressing the heel side of foot controller. The foot controller is big enough and it is easy to control sewing-start and -stop.



NEW

LED Light


LED light brightens the needle area for better material handling.



NEW

Sub Tension Unit


Even if strongly twisted thread should be used, the unit will avoid "return of twist of thread" and supply needle thread to the main tension unit without thread quivering. It helps sewers create stitches with stable thread tension.



NEW

Maximum Sewing Speed Control

Now you can control Maximum sewing speed within the range from 200 to 1,500 SPM with this slide knob. This is ideal for free motion quilting or when a fixed sewing speed is required for your sewing techniques.



Predetermined Stop Position of the Needle

When you stop sewing, the machine will come to an accurate stop with the needle down. To move the needle up or down as desired, simply press the needle up/down button. When the button is pressed continuously, the machine sews stitch by stitch at low speed.




Knee Lifter Lever

The knee lifter lever allows you to lift/lower the presser foot without using your hands. The presser foot can be raised as high as 12mm, so that light to heavy weight materials are easily handled in and out of the sewing area with ease.


TL-2010Q

High Performance, Precision Sewing for Quilting, Apparel and Home Decor!




Two Types of Quilting Foot / Drop Feed

The quilting feet are designed for free motion quilting and free-hand embroidery. Two types of quilting feet are supplied as standard accessories with the machine. A 1/5 Quilting Foot is used for basic quilting and the 1/4 Quilting Foot for precision sewing with 1/4 inch stitch width. The feed dog can be raised and lowered simply by depressing a switch. When quilting, the drop feed allows you to sew curved stitches with ease.



Automatic Thread Trimmer

The machine is equipped with an automatic thread trimming device that simultaneously trims the needle and bobbin threads at the sewing end by lightly pressing the push-button. It uses the thread trimming mechanism that is similar to the industrial sewing machine type, trimming thin through thick threads without fail. Auto thread trimming may also be activated by the foot controller.




Even Feed Foot

With its reliable feed, the even feed foot ensures the machine's ability to produce beautiful seams when sewing difficult-to-feed fabrics such as georgette and velvet, as well as heavy weight materials such as leather. The even feed foot is ideal for sewing multiple layers of fabric evenly.



Heavy-Weight Materials are sewn with Ease

The speed control mechanism, operated by microcomputer, allows the machine to sew materials at low speeds. This provides for accurate feed and perfect stitching when sewing heavy weight fabrics, quilting and multiple layers of materials.




Automatic Needle Threader

The push lever automatic needle threader easily threads the needle without eyestrain and allows you to start sewing quickly.



Thread Tension Scale

The machine is provided with the thread tension scale, which allows you to adjust the tension according to the thread and material to be used. Stitch length is easily adjusted with a dial.



Easy Bobbin Replacement

A new bobbin case latch and an enlarged bobbin case area make it easier to remove and replace the bobbin. When the auxiliary table is being utilized, it is equipped with a sliding plate that allows convenient access to remove and load bobbins as well.



Adjustment of Presser Foot Pressure

Presser foot pressure can be adjusted according to the fabric being sewn by turning a regulator located on the top of the machine. The pressure amount can then be viewed at a pressure indicator.